

National GT Challenge/P9 Challenge

Mugello Racing Weekend

4 Turno Prove Libere

Classification

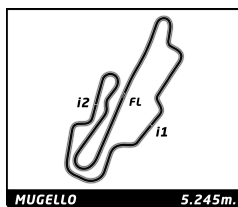
No Drivers	Team	Car	Cl.	Time	Lap Total	Gap	Kph
1 91 M. MAGLIOCCOLA / B.	SCUDERIA VE	Lamborghini	GT3	1:49.887	7 9	- -	171.8
2 68 F. DANOVA / P. ALESS	SF SQUADRA	Lamborghini	GT CUP 1	1:50.379	6 8	+0.492 +0.492	171.1
3 10 M. JOCHER / S. JOCHE	TEAM JOCHER	BENTLEY Cont	GTX	1:52.311	5 7	+2.424 +1.932	168.1
4 6 D. GAGGIANESI / G. T	Rangoni Cor	Lamborghini	GT CUP 1	1:52.445	7 9	+2.558 +0.134	167.9
5 57 A. BRIGATTI / S. CON	LEMA RACING	Lamborghini	GT CUP1	1:53.157	8 9	+3.270 +0.712	166.9
6 04 J. ALZEN / T. SCHEIB	HR Spezialf	BMW M4 GT3	6	1:53.577	3 8	+3.690 +0.420	166.2
7 42 E. ROMANI / M. SQUIL	TEAM CARS R	Porsche 992	GT CUP 2	1:54.485	7 8	+4.598 +0.908	164.9
8 11 R. MASSARO / M. MENE	SCUDERIA EM	Ferrari 488	GT CUP 2	1:54.501	4 8	+4.614 +0.016	164.9
9 18 M. PITORRI / G. SIMO	BEST LAP	Ferrari 488	GT3	1:55.393	6 7	+5.506 +0.892	163.6
10 30 D. RODA	GRT MOTORSP	Ferrari 458	GT CUP 2	1:55.566	8 8	+5.679 +0.173	163.4
11 151 L. FERRARI / L. MEGN	FORMULA RAC	Ferrari 488	GT CUP 2	1:56.222	3 7	+6.335 +0.656	162.5
12 15 D. GOLIA / G. DE CUN	BEST LAP	Ferrari 488	GT CUP 2	1:56.624	7 9	+6.737 +0.402	161.9
13 27 M. GIRAUDI / G. GIRA	GRT MOTORSP	Ferrari 488	GT CUP 2	1:56.645	8 9	+6.758 +0.021	161.9
14 411 M. SUSSENGUTH	TEAM Sussen	PORSH 991 G	4b	1:56.725	5 9	+6.838 +0.080	161.8
15 607 J. BENDER	JB racing T	CHEVROLET C7	6	1:58.181	9 9	+8.294 +1.456	159.8
16 90 A. AMBROSIO / P. PAS	SCUDERIA VE	Lamborghini	GT3	1:58.312	3 9	+8.425 +0.131	159.6
17 43 E. MARCHETTI / R. RO	BEST LAP	Ferrari 488	GT CUP 2	1:58.581	3 8	+8.694 +0.269	159.2
18 25 N. RISITANO / B. PIN	SEVEN HILLS	Ferrari 488	GT CUP 2	1:58.631	7 7	+8.744 +0.050	159.2
19 23 T. PETERSEN	FORMULA RAC	Ferrari 488	GT CUP 2	1:59.221	4 8	+9.334 +0.590	158.4
20 50 H. LEE / D. PIALORSI	FORMULA RAC	Ferrari 488	GT CUP 2	2:00.198	5 8	+10.311 +0.977	157.1
21 24 M. MARULLA / D. ZYDL	RC MOTORSP	Ferrari 488	GT CUP 2	2:00.397	3 6	+10.510 +0.199	156.8
22 5 S. MAESTRI / A. RODI	BEST LAP	Ferrari 488	GT CUP 2	2:00.964	7 7	+11.077 +0.567	156.1
23 204 J. JANSEN	Spirit Race	AUDI R8 GT4	2b	2:01.338	7 8	+11.451 +0.374	155.6
24 202 M. WIEZORREK	Spirit Race	BMW M4 GT4 F	2b	2:05.131	5 8	+15.244 +3.793	150.9
25 9 A. REVELLO	TEAM CARS R	Porsche Carr	GT CUP 2	2:17.841	4 7	+27.954+12.710	137.0
26 33 . ARAMIS / E. ROCCHI	SR&R SRL	Ferrari 458	GT CUP 3	2:19.088	5 5	+29.201 +1.247	135.8
27 7 D. PAOLETTI / A. FUL	TRACK AND G	Porsche 992	GT CUP 2				
28 12 F. FEDE	TEAM CARS R	992 GT3 CUP	GT CUP 2				
29 28 E. CASAZZA / F. FRAN	TEAM CARS R	Porsche 911	GT CUP 2				
30 157 G. MARINARO / A. PAL	BEST LAP	Ferrari 488	GT CUP 2				
31 507 A. LIENAU	Team Lienau	ASTON MARTIN	5				
32 510 S. JOCHER / M. JOCHE	Jocher Raci	BENTLEY Cont	5				
33 725 F. Marco	Team FINK	BMW nova pro					

Fastest Lap: Lap 7 Mariano MAGLIOCCOLA **1:49.887** 171.8 Kph

Published at:

Track Status: **DRY**

Direttore di Gara: CANU Antonio	Il DS Cronometraggio INNOCENTI Chiara
---	---



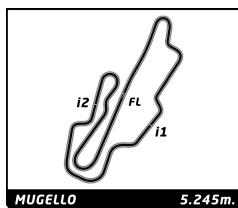
National GT Challenge/P9 Challenge

Mugello Racing Weekend

4 Turno Prove Libere

Best Sector Times

Sector 1		Sector 2		Sector 3		No Team	Class	Ide al	Bes t		
No Driver	Time	No Driver	Time	No Driver	Time						
1	91 M.MAGL	37.058	91 M.MAGL	34.060	91 M.MAGL	38.404	1	91 SCUDERIA VES	GT3	1:49.522	1:49.887 (1)
2	68 F.DANO	37.478	68 F.DANO	34.181	68 F.DANO	38.424	2	68 SF SQUADRA C	GT C	1:50.083	1:50.379 (2)
3	6 D.GAGG	38.112	10 M.JOCH	34.598	6 D.GAGG	39.030	3	6 Rangoni Cors	GT C	1:52.219	1:52.445 (4)
4	57 A.BRIG	38.195	6 D.GAGG	35.077	10 M.JOCH	39.225	4	10 TEAM JOCHER	GT X	1:52.311	1:52.311 (3)
5	604 J.ALZE	38.280	57 A.BRIG	35.233	604 J.ALZE	39.227	5	57 LEMA RACING	GT C	1:52.815	1:53.157 (5)
6	10 M.JOCH	38.488	42 E.ROMA	35.639	57 A.BRIG	39.387	6	604 HR Spezialffe	6	1:53.452	1:53.577 (6)
7	42 E.ROMA	38.758	151 L.FERR	35.725	11 R.MASS	39.579	7	42 TEAM CARS RA	GT C	1:54.343	1:54.485 (7)
8	30 D.RODA	38.764	30 D.RODA	35.783	42 E.ROMA	39.946	8	11 SCUDERIA EMM	GT C	1:54.444	1:54.501 (8)
9	11 R.MASS	38.990	27 M.GIRA	35.855	18 M.PITO	40.016	9	30 GRT MOTORSP	GT C	1:54.591	1:55.566 (10)
10	151 L.FERR	39.166	11 R.MASS	35.875	30 D.RODA	40.044	10	151 FORMULA RACI	GT C	1:55.105	1:56.222 (11)
11	18 M.PITO	39.224	604 J.ALZE	35.945	151 L.FERR	40.214	11	18 BEST LAP	GT3	1:55.245	1:55.393 (9)
12	27 M.GIRA	39.239	18 M.PITO	36.005	15 D.GOLI	40.333	12	27 GRT MOTORSP	GT C	1:55.449	1:56.645 (13)
13	90 A.AMBR	39.354	607 J.BEND	36.533	27 M.GIRA	40.355	13	15 BEST LAP	GT C	1:56.624	1:56.624 (12)
14	411 M.SUSS	39.536	411 M.SUSS	36.564	411 M.SUSS	40.525	14	411 TEAM Susseng	4b	1:56.625	1:56.725 (14)
15	15 D.GOLI	39.614	15 D.GOLI	36.677	43 E.MARC	40.794	15	90 SCUDERIA VES	GT3	1:57.710	1:58.312 (16)
16	607 J.BEND	39.831	25 N.RISI	37.050	25 N.RISI	40.993	16	607 JB racing TE	6	1:57.757	1:58.181 (15)
17	50 H.LEE	40.101	43 E.MARC	37.174	90 A.AMBR	41.049	17	43 BEST LAP	GT C	1:58.284	1:58.581 (17)
18	23 T.PETE	40.199	90 A.AMBR	37.307	23 T.PETE	41.125	18	25 SEVEN HILLS	GT C	1:58.631	1:58.631 (18)
19	43 E.MARC	40.316	23 T.PETE	37.485	5 S.MAES	41.287	19	23 FORMULA RACI	GT C	1:58.809	1:59.221 (19)
20	5 S.MAES	40.451	5 S.MAES	37.668	607 J.BEND	41.393	20	5 BEST LAP	GT C	1:59.406	2:00.964 (22)
21	25 N.RISI	40.588	50 H.LEE	37.806	24 M.MARU	41.532	21	50 FORMULA RACI	GT C	1:59.725	2:00.198 (20)
22	24 M.MARU	40.755	204 J.JANS	38.039	50 H.LEE	41.818	22	24 RC MOTORSPOR	GT C	2:00.397	2:00.397 (21)
23	204 J.JANS	41.261	24 M.MARU	38.110	204 J.JANS	42.031	23	204 Spirit Race	2b	2:01.331	2:01.338 (23)
24	202 M.WIEZ	42.713	202 M.WIEZ	39.016	202 M.WIEZ	43.337	24	202 Spirit Race	2b	2:05.066	2:05.131 (24)
25	9 A.REVE	46.345	9 A.REVE	43.648	33 ARAMIS	47.101	25	9 TEAM CARS RA	GT C	2:17.099	2:17.841 (25)
26	33 ARAMIS	46.527	33 ARAMIS	44.685	9 A.REVE	47.106	26	33 SR&R SRL	GT C	2:18.313	2:19.088 (26)



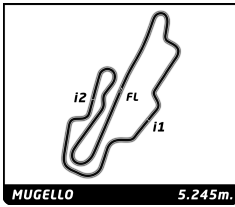
National GT Challenge/P9 Challenge

Mugello Racing Weekend

4 Turno Prove Libere

Best Top Speed

Team	Car	Class	Top Speed	Top 1		Top 2		Top 3		Top 4		Top 5		
				Kph	Lap	Kph	Lap	Kph	Lap	Kph	Lap	Kph	Lap	Kph
604 HR Spezialfede	BMW M4 GT3	6	J. ALZE	286.1	6	286.1	8	284.6	4	283.9	2	283.9	3	284,9
68 SF SQUADRA COR	Lamborghini	GT CUP 1	F. DANO	278.1	7	277.3	3	277.3	6	275.9	4	275.9	5	276,9
6 Rangoni Corse	Lamborghini	GT CUP 1	D. GAGG	271.8	8	270.4	4	268.4	6	267.8	2	265.2	3	268,7
10 TEAM JOCHER	BENTLEY Con	GTX	M. JOCH	269.1	5	259.5	4	256.4	3	255.8	2	219.2	6	252,0
607 JB racing TEAM	CHEVROLET C	6	J. BEND	268.4	7	267.8	3	267.8	8	267.1	5	266.5	6	267,5
43 BEST LAP	Ferrari 488	GT CUP 2	E. MARC	267.1	3	267.1	4	266.5	6	265.8	2	265.8	8	266,5
90 SCUDERIA VESUV	Lamborghini	GT3	A. AMBR	267.1	3	267.1	8	267.1	9	266.5	2	266.5	7	266,9
11 SCUDERIA EMME	Ferrari 488	GT CUP 2	R. MASS	266.5	5	266.5	7	264.5	3	264.5	4	264.5	8	265,3
411 TEAM Sussengut	PORSCHE 991	4b	M. SUSS	264.5	6	263.9	9	263.2	3	262.6	4	262.6	5	263,4
151 FORMULA RACING	Ferrari 488	GT CUP 2	L. FERR	264.5	4	263.2	3	262.0	2	262.0	7	261.3	5	262,6
15 BEST LAP	Ferrari 488	GT CUP 2	D. GOLI	263.9	5	263.9	8	263.2	9	262.6	4	262.0	3	263,1
27 GRT MOTORSPORT	Ferrari 488	GT CUP 2	M. GIRA	263.9	8	261.3	5	261.3	6	260.7	9	259.5	4	261,3
91 SCUDERIA VESUV	Lamborghini	GT3	M. MAGL	263.2	5	262.0	6	262.0	7	262.0	8	261.3	4	262,1
5 BEST LAP	Ferrari 488	GT CUP 2	S. MAES	262.6	6	261.3	7	260.7	4	226.5	3	196.6	2	241,5
30 GRT MOTORSPORT	Ferrari 458	GT CUP 2	D. RODA	262.6	3	262.6	7	262.0	6	261.3	4	260.1	2	261,7
9 TEAM CARS RACI	Porsche Car	GT CUP 2	A. REVE	260.7	4	260.1	7	258.9	2	258.9	3	258.2	5	259,4
23 FORMULA RACING	Ferrari 488	GT CUP 2	T. PETE	260.7	2	260.7	8	260.1	6	259.5	5	258.9	3	260,0
50 FORMULA RACING	Ferrari 488	GT CUP 2	H. LEE	260.1	4	259.5	7	258.9	2	258.2	3	258.2	6	259,0
42 TEAM CARS RACI	Porsche 992	GT CUP 2	E. ROMA	259.5	8	257.0	7	256.4	6	255.8	5	254.6	4	256,7
57 LEMA RACING	Lamborghini	GT CUP1	A. BRIG	258.9	9	258.2	7	258.2	8	257.0	5	255.2	4	257,5
24 RC MOTORSPORT	Ferrari 488	GT CUP 2	M. MARU	258.2	2	258.2	5	257.0	3	237.9	4	199.1	6	242,1
25 SEVEN HILLS MO	Ferrari 488	GT CUP 2	N. RISI	257.6	3	257.0	7	256.4	5	231.3	2	151.2	4	230,7
18 BEST LAP	Ferrari 488	GT3	M. PITO	257.0	6	256.4	3	255.8	5	255.2	4	255.2	7	255,9
204 Spirit Race Te	AUDI R8 GT4	2b	J. JANS	247.7	3	247.1	2	247.1	7	247.1	8	246.0	6	247,0
202 Spirit Race Te	BMW M4 GT4	2b	M. WIEZ	233.3	5	233.3	6	233.3	7	231.8	3	231.8	4	232,7
33 SR&R SRL	Ferrari 458	GT CUP 3	ARAMIS	227.0	5	221.4	4	213.6	2	112.0	3	87.8	1	172,4
507 Team Lienau	ASTON MARTI	5												
510 Jocher Racing	BENTLEY Con	5												
7 TRACK AND GO	Porsche 992	GT CUP 2												
12 TEAM CARS RACI	992 GT3 CUP	GT CUP 2												
28 TEAM CARS RACI	Porsche 911	GT CUP 2												
157 BEST LAP	Ferrari 488	GT CUP 2												
725 Team FINK	BMW nova pr													



National GT Challenge/P9 Challenge

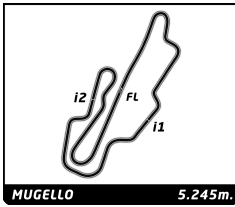
Mugello Racing Weekend

4 Turno Prove Libere

Sector Analysis

Invalidated Lap Personal Best Session Best Crossing the pit lane

Lap	D	Time	Sector 1	Sector 2	Sector 3	T.Spd	Elapsed	Lap	D	Time	Sector 1	Sector 2	Sector 3	T.Spd	Elapsed	
5	BEST LAP 1.Stefano MAESTRI 2.Alberto RODIO Ferrari 488 C GT CUP 2							8	1	1:56.2	39.074	37.178	39.988	264.5	17:50.443	
	1	1	3:31.6	1:51.596	45.237	54.819	109.0									3:31.652
	2	1	2:15.4	48.902	42.934	43.645	196.6									5:47.133
	3	1	2:05.6	42.691	40.338	42.647	226.5									7:52.809
	4	1	3:45.9	43.072			260.7									11:38.740
	5	1	2:09.9	49.378	38.618	41.997	160.4									13:48.733
	6	1	2:00.1	40.482	37.770	41.941	262.6									15:48.926
	7	1	2:00.9	40.959	38.718	41.287	261.3									17:49.890
6	Rangoni Corse 1.Davide GAGGIANESI 2.Gabriele TORELLI Lamborghini H GT CUP 1							9	1	2:26.7	1:07.298	38.548	40.895	151.4	2:26.741	
	1	1	2:26.7	1:07.298	38.548	40.895	151.4									2:26.741
	2	1	1:56.4	39.357	36.221	40.906	267.8									4:23.225
	3	1	1:53.5	38.946	35.163	39.406	265.2									6:16.740
	4	1	1:59.9	43.603	35.973	40.416	270.4									8:16.732
	5	1	1:58.5	38.128	38.255	42.171										10:15.286
	6	1	1:53.0	38.434	35.195	39.416	268.4									12:08.331
	7	1	1:52.4	38.338	35.077	39.030										14:00.776
8	1	2:10.1	40.167			271.8	16:10.940									
9	1	2:13.6	56.388	37.338	39.926	73.6	18:24.592									
9	TEAM CARS RACING 1.Alessandro REVELLO Porsche Carre GT CUP 2							10	1	3:01.2	1:22.430	47.635	51.188	105.5	3:01.253	
	1	1	3:01.2	1:22.430	47.635	51.188	105.5									3:01.253
	2	1	2:19.9	47.568	44.958	47.466	258.9									5:21.245
	3	1	2:18.5	46.374	44.309	47.844	258.9									7:39.772
	4	1	2:17.8	47.087	43.648	47.106	260.7									9:57.613
	5	1	3:04.8	49.595			258.2									13:02.473
	6	1	2:37.2	1:01.386	46.613	49.286	141.7									15:39.758
	7	1	2:22.1	47.037	44.908	50.247	260.1									18:01.950
10	TEAM JOCHER 1.Matthias JOCHER 2.Stephan JOCHER BENTLEY Conti GTX							11	1	3:04.9	1:35.228	44.580	45.190	112.3	3:04.998	
	1	1	3:04.9	1:35.228	44.580	45.190	112.3									3:04.998
	2	1	2:00.8	41.477	36.909	42.449	255.8									5:05.833
	3	1	1:55.4	39.513	35.639	40.309	256.4									7:01.294
	4	1	1:57.9	40.922	35.707	41.338	259.5									8:59.261
	5	1	1:52.3	38.488	34.598	39.225	269.1									10:51.572
	6	1	5:16.9	41.439	38.046	3:57.461	219.2									16:08.518
	7	1	2:21.2	1:00.804	39.017	41.413	75.2									18:29.752
11	SCUDERIA EMME 1.Rodolfo MASSARO 2.Maia MENECHIN Ferrari 488 C GT CUP 2							12	1	4:38.1	2:53.690	51.212	53.216	114.0	4:38.118	
	1	1	3:46.1	2:18.889	37.458	49.765	144.8									3:46.112
	2	1	1:55.2	38.990	36.666	39.635	262.6									5:41.403
	3	1	1:55.2	39.061	36.013	40.162	264.5									7:36.639
	4	1	1:54.5	39.047	35.875	39.579	264.5									9:31.140
	5	1	2:23.9	40.485			266.5									11:55.104
	6	1	2:02.6	46.405	36.218	40.014	174.5									13:57.741
	7	1	1:56.4	39.533	36.345	40.584	266.5									15:54.203
15	BEST LAP 1.Domenico Vincenzo GOLI 2.Giovanni DE CUNTIS Ferrari 488 C GT CUP 2							13	1	2:39.0	1:17.285	39.532	42.191	128.1	2:39.008	
	1	1	2:39.0	1:17.285	39.532	42.191	128.1									2:39.008
	2	1	1:58.7	40.169	37.601	41.008	260.7									4:37.786
	3	1	1:58.6	40.683	36.785	41.195	262.0									6:36.449
	4	1	1:59.4	40.186	37.443	41.809	262.6									8:35.887
	5	1	2:08.4	41.028	40.192	47.229	263.9									10:44.336
	6	1	1:57.9	40.053	36.774	41.077	260.7									12:42.240
	7	1	1:56.6	39.614	36.677	40.333	261.3									14:38.864
8	1	1:59.0	39.714	37.213	42.094	263.9	16:37.885									
9	1	2:02.3	40.227	39.835	42.264	263.2	18:40.211									
18	BEST LAP 1.Maurizio PITORRI 2.Gianluigi SIMONELLI Ferrari 488 G GT3							14	1	4:15.5	2:51.920	39.940	43.654	145.3	4:15.514	
	1	1	4:15.5	2:51.920	39.940	43.654	145.3									4:15.514
	2	1	1:56.5	40.004	36.044	40.507	253.4									6:12.069
	3	1	1:56.8	39.741	36.505	40.609	256.4									8:08.924
	4	1	1:55.4	39.403	36.039	40.043	255.2									10:04.409
	5	1	1:56.3	39.837	36.005	40.535	255.8									12:00.786
	6	1	1:55.3	39.224	36.153	40.016	257.0									13:56.179
	7	1	3:35.7	44.650			255.2									17:31.937
23	FORMULA RACING 1.Thomas PETERSEN Ferrari 488 C GT CUP 2							15	1	3:36.4	2:13.887	40.321	42.253	126.4	3:36.461	
	1	1	3:36.4	2:13.887	40.321	42.253	126.4									3:36.461
	2	1	2:00.7	41.216	37.996	41.510	260.7									5:37.183
	3	1	2:01.7	40.638	37.820	43.277	258.9									7:38.918
	4	1	1:59.2	40.369	37.727	41.125	258.9									9:38.139
	5	1	1:59.4	40.199	37.746	41.458	259.5									11:37.542
	6	1	2:01.6	40.435	37.718	43.527	260.1									13:39.222
	7	1	2:04.1	44.827	37.485	41.885	187.4									15:43.419
8	1	2:01.9	42.266	38.181	41.488	260.7	17:45.354									
24	RC MOTORSPORT 1.Matteo MARULLA 2.Dawid ZYDLEWSKY Ferrari 488 C GT CUP 2							16	1	5:23.1	3:58.479	40.384	44.274	167.0	5:23.137	
	1	1	5:23.1	3:58.479	40.384	44.274	167.0									5:23.137
	2	1	2:06.2	42.524	38.581	45.096	258.2									7:29.338
	3	1	2:00.3	40.755	38.110	41.532	257.0									9:29.735
	4	1	2:05.8	42.754	39.590	43.525	237.9									11:35.604
	5	1	2:03.0	41.137	38.155	43.795	258.2									13:38.691
	6	1	2:18.1	46.671	43.433	48.016	199.1									15:56.811
	25	SEVEN HILLS MOTORSPORT 1.Nicholas RISITANO 2.Barkin PINAR Ferrari 488 C GT CUP 2														17
1		1	4:38.1	2:53.690	51.212	53.216	114.0	4:38.118								
2		1	2:12.3	45.437	40.501	46.384	231.3	6:50.440								
3		1	2:22.4	41.904			257.6	9:12.934								
4		1	2:13.1	50.265	40.433	42.486	151.2	11:26.118								
5		1	3:47.8	41.637	40.780	2:25.398	256.4	15:13.933								
6		1	2:11.6	52.353	37.871	41.900	123.8	17:25.547								



National GT Challenge/P9 Challenge

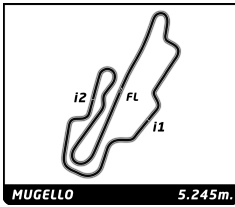
Mugello Racing Weekend

4 Turno Prove Libere

Sector Analysis

Invalidated Lap Personal Best Session Best Crossing the pit lane

Lap	D	Time	Sector 1	Sector 2	Sector 3	T.Spd	Elapsed	Lap	D	Time	Sector 1	Sector 2	Sector 3	T.Spd	Elapsed								
27	GRT MOTORSPORT 1.Michele GIRAUDI 2.Giovanni GIRAUDI <small>Ferrari 488 C GT CUP 2</small>							7	1	1:58.6	40.588	37.050	40.993	257.0	19:24.178	7	1	2:12.8	50.089	39.301	43.421	170.7	16:25.831
	8	1	2:00.0	41.046	37.533	41.486	265.8		18:25.896														
	1	1	3:29.4	2:06.291	40.080	43.081	137.8		3:29.452	1	1	3:37.6	2:10.023	40.784	46.861	131.0	3:37.668						
	2	1	2:01.9	42.189	38.315	41.415	258.2		5:31.371	2	1	2:05.1	42.923	38.691	43.530	258.9	5:42.812						
	3	1	2:00.2	40.839	37.619	41.783	258.2		7:31.612	3	1	2:00.9	40.758	37.879	42.335	258.2	7:43.784						
	4	1	1:58.2	40.490	36.961	40.768	259.5		9:29.831	4	1	2:01.1	40.670	38.276	42.192	260.1	9:44.922						
	5	1	1:57.4	40.048	36.946	40.430	261.3		11:27.255	5	1	2:00.1	40.484	37.806	41.908	257.6	11:45.120						
	6	1	2:10.6	43.807	40.374	46.457	261.3		13:37.893	6	1	2:00.6	40.101	38.686	41.818	258.2	13:45.725						
	7	1	1:58.6	40.197	36.816	41.686	258.2		15:36.592	7	1	2:37.9	40.602			259.5	16:23.704						
	8	1	1:56.6	39.723	36.567	40.355	263.9		17:33.237	8	1	2:14.4	50.464	40.512	43.441	146.1	18:38.121						
30	GRT MOTORSPORT 1.Davide RODA <small>Ferrari 458 C GT CUP 2</small>							7	1	1:55.1	39.239	35.855	40.020	260.7	19:28.351	57	LEMA RACING 1.Alessandro BRIGATTI 2.Simone CONTI <small>Lamborghini H GT CUP 1</small>						
	1	1	2:17.5	1:01.014	36.464	40.096	121.7		2:17.574	1	1	2:22.6	1:03.281	37.978	41.344	144.0	2:22.603						
	2	1	2:00.0	38.794	39.714	41.511	260.1		4:17.593	2	1	1:59.9	40.315	38.364	41.319	254.0	4:22.601						
	3	1	1:57.8	38.764	36.059	43.042	262.6		6:15.458	3	1	1:55.3	40.067	35.400	39.924	254.0	6:17.992						
	4	1	4:40.8	41.135			261.3		10:56.302	4	1	1:54.2	39.084	35.233	39.886	255.2	8:12.195						
	5	1	2:05.1	48.276	36.827	40.044	167.8		13:01.449	5	1	3:10.4	38.459	35.850	1:56.167	257.0	11:22.671						
	6	1	1:55.1	38.987	35.951	40.186	262.0		14:56.573	6	1	2:03.5	47.152	36.547	39.861	170.9	13:26.231						
	7	1	1:55.7	39.264	36.036	40.428	262.6		16:52.301	7	1	1:54.7	38.195	37.051	39.466	258.2	15:20.943						
	8	1	1:55.5	39.069	35.783	40.714	260.1		18:47.867	8	1	1:53.1	38.322	35.448	39.387	258.2	17:14.100						
33	SR&R SRL 1. ARAMIS 2.Emilio Gennaro ROCCHI <small>Ferrari 458 C GT CUP 3</small>							7	1	1:55.1	39.239	35.855	40.020	260.7	19:28.351	68	SF SQUADRA CORSE SRLS 1.Federico DANOVA 2.Pietro ALESSI <small>Lamborghini H GT CUP 1</small>						
	1	1	5:09.5	3:31.286	48.330	49.958	87.8		5:09.574	1	1	4:35.3	3:00.321	40.609	54.430	143.1	4:35.360						
	2	1	3:53.4	47.431	44.685	2:21.285	213.6		9:02.975	2	1	1:54.6	38.849	36.347	39.502	273.9	6:30.058						
	3	1	2:32.3	58.176	45.970	48.207	112.0		11:35.328	3	1	1:56.8	38.629	38.099	40.087	277.3	8:26.873						
	4	1	2:22.4	48.426	45.305	48.752	221.4		13:57.811	4	1	1:56.8	37.552	35.789	43.479	275.9	10:23.693						
	5	1	2:19.0	46.527	45.460	47.101	227.0		16:16.899	5	1	1:50.3	37.735	34.181	38.470	275.9	12:14.079						
42	TEAM CARS RACING 1.Emanuele ROMANI 2.Marco SQUILLACI <small>Porsche 992 G GT CUP 2</small>							7	1	1:55.1	39.239	35.855	40.020	260.7	19:28.351	90	SCUDERIA VESUVIO 1.Angelo AMBROSIO 2.Pasquale PASTORE <small>Lamborghini H GT3</small>						
	1	1	2:52.3	1:23.603	43.856	44.895	120.8		2:52.354	1	1	2:40.7	1:16.150	42.151	42.452	120.5	2:40.753						
	2	1	2:03.5	41.354	39.531	42.704	252.8		4:55.943	2	1	2:01.1	41.230	38.392	41.524	266.5	4:41.899						
	3	1	2:01.0	40.864	38.298	41.893	253.4		6:56.998	3	1	1:58.3	39.371	37.307	41.634	267.1	6:40.211						
	4	1	1:57.4	39.796	36.684	40.929	254.6		8:54.407	4	1	1:58.9	39.354	37.486	42.127	265.8	8:39.178						
	5	1	1:56.6	39.626	36.471	40.581	255.8		10:51.085	5	1	1:59.9	39.668	38.536	41.786	265.8	10:39.168						
	6	1	1:56.4	39.466	36.931	40.032	256.4		12:47.514	6	1	1:58.4	39.831	37.568	41.049	265.8	12:37.616						
	7	1	1:54.4	38.900	35.639	39.946	257.0		14:41.999	7	1	1:58.9	39.798	37.416	41.707	266.5	14:36.537						
43	BEST LAP 1.Elio MARCHETTI 2.Riccardo ROMAGNOLI <small>Ferrari 488 C GT CUP 2</small>							7	1	1:54.4	38.900	35.639	39.946	257.0	14:41.999	8	1	1:58.6	39.949	37.489	41.187	267.1	16:35.162
	8	1	1:57.4	38.758	36.054	42.608	259.5		16:39.419	9	1	2:01.0	40.172	38.855	41.994	267.1	18:36.183						
	1	1	2:21.9	1:00.835	38.910	42.195	147.7		2:21.940	91	SCUDERIA VESUVIO 1.Mariano MAGLIOCCOLA 2.Benedetto STRIGNANO <small>Lamborghini H GT3</small>												
	2	1	2:01.3	40.836	38.250	42.227	265.8		4:23.253	1	1	2:58.6	1:38.432	37.956	42.304	130.2	2:58.692						
	3	1	1:58.5	40.613	37.174	40.794	267.1		6:21.834														
	4	1	1:59.4	40.316	37.514	41.580	267.1		8:21.244														
	5	1	2:00.2	41.195	37.512	41.501	265.2		10:21.452														
6	1	3:51.5	41.934	38.112	2:31.522	266.5	14:13.020																



National GT Challenge/P9 Challenge

Mugello Racing Weekend

4 Turno Prove Libere

Sector Analysis

Invalidated Lap Personal Best Session Best Crossing the pit lane

Lap	D	Time	Sector 1	Sector 2	Sector 3	T.Spd	Elapsed	Lap	D	Time	Sector 1	Sector 2	Sector 3	T.Spd	Elapsed
604 HR Spezialfedern GmbH & Co KG BMW M4 GT3															
1.Jurgen ALZEN 6															
2.Timo SCHEIBNER															
1	1	2:25.1	1:05.745	39.283	40.134	146.9	2:25.162	1	1	2:25.1	1:05.745	39.283	40.134	146.9	2:25.162
2	1	1:57.0	39.262	37.315	40.515	283.9	4:22.254	2	1	1:57.0	39.262	37.315	40.515	283.9	4:22.254
3	1	1:53.5	38.405	35.945	39.227	283.9	6:15.831	3	1	1:53.5	38.405	35.945	39.227	283.9	6:15.831
4	1	1:54.3	38.815	36.280	39.301	284.6	8:10.227	4	1	1:54.3	38.815	36.280	39.301	284.6	8:10.227
5	1	1:55.3	39.443	36.516	39.437	282.4	10:05.623	5	1	1:55.3	39.443	36.516	39.437	282.4	10:05.623
6	1	1:54.7	39.382	36.078	39.283	286.1	12:00.366	6	1	1:54.7	39.382	36.078	39.283	286.1	12:00.366
7	1	1:53.8	38.280	36.206	39.413	283.9	13:54.265	7	1	1:53.8	38.280	36.206	39.413	283.9	13:54.265
8	1	4:30.7B	39.086	37.436	3:14.207	286.1	18:24.994	8	1	4:30.7B	39.086	37.436	3:14.207	286.1	18:24.994
151 FORMULA RACING Ferrari 488 C GT CUP 2															
1.Luigi FERRARI															
2.Leonardo MEGNA															
1	1	2:36.2	1:17.262	37.969	41.000	129.9	2:36.231	1	1	2:36.2	1:17.262	37.969	41.000	129.9	2:36.231
2	1	1:57.1	39.705	35.725	41.739	262.0	4:33.400	2	1	1:57.1	39.705	35.725	41.739	262.0	4:33.400
3	1	1:56.2	39.491	36.517	40.214	263.2	6:29.622	3	1	1:56.2	39.491	36.517	40.214	263.2	6:29.622
4	1	2:05.7	39.530	40.370	45.857	264.5	8:35.379	4	1	2:05.7	39.530	40.370	45.857	264.5	8:35.379
5	1	3:37.0B	39.166	44.024	2:13.824	261.3	12:12.393	5	1	3:37.0B	39.166	44.024	2:13.824	261.3	12:12.393
6	1	2:08.4	49.765	37.244	41.454	159.2	14:20.856	6	1	2:08.4	49.765	37.244	41.454	159.2	14:20.856
7	1	1:59.4	40.754	37.482	41.174	262.0	16:20.266	7	1	1:59.4	40.754	37.482	41.174	262.0	16:20.266
202 Spirit Race Team BMW M4 GT4 F8 2b															
1.Marc WIEZORREK															
1	1	2:39.1	1:03.054	47.386	48.711	133.6	2:39.151	1	1	2:39.1	1:03.054	47.386	48.711	133.6	2:39.151
2	1	2:11.1	46.135	40.525	44.527	228.9	4:50.338	2	1	2:11.1	46.135	40.525	44.527	228.9	4:50.338
3	1	2:09.3	44.956	39.691	44.727	231.8	6:59.712	3	1	2:09.3	44.956	39.691	44.727	231.8	6:59.712
4	1	2:07.3	43.657	39.862	43.781	231.8	9:07.012	4	1	2:07.3	43.657	39.862	43.781	231.8	9:07.012
5	1	2:05.1	42.778	39.016	43.337	233.3	11:12.143	5	1	2:05.1	42.778	39.016	43.337	233.3	11:12.143
6	1	2:07.5	42.713	40.619	44.175	233.3	13:19.650	6	1	2:07.5	42.713	40.619	44.175	233.3	13:19.650
7	1	2:59.2B	44.145	41.078	1:33.987	233.3	16:18.860	7	1	2:59.2B	44.145	41.078	1:33.987	233.3	16:18.860
8	1	2:23.8	52.755	42.624	48.424	135.1	18:42.663	8	1	2:23.8	52.755	42.624	48.424	135.1	18:42.663
204 Spirit Race Team AUDI R8 GT4 2b															
1.Julian JANSEN															
1	1	2:21.6	55.774	40.869	45.025	130.4	2:21.668	1	1	2:21.6	55.774	40.869	45.025	130.4	2:21.668
2	1	2:08.4	44.402	40.705	43.332	247.1	4:30.107	2	1	2:08.4	44.402	40.705	43.332	247.1	4:30.107
3	1	2:11.8	42.320	41.421	48.138	247.7	6:41.986	3	1	2:11.8	42.320	41.421	48.138	247.7	6:41.986
4	1	2:04.3	42.650	38.844	42.863	240.5	8:46.343	4	1	2:04.3	42.650	38.844	42.863	240.5	8:46.343
5	1	2:02.7	41.472	38.722	42.564	245.4	10:49.101	5	1	2:02.7	41.472	38.722	42.564	245.4	10:49.101
6	1	2:03.3	41.261	39.920	42.204	246.0	12:52.486	6	1	2:03.3	41.261	39.920	42.204	246.0	12:52.486
7	1	2:01.3	41.268	38.039	42.031	247.1	14:53.824	7	1	2:01.3	41.268	38.039	42.031	247.1	14:53.824
8	1	2:56.5B	42.024	38.961	1:35.553	247.1	17:50.362	8	1	2:56.5B	42.024	38.961	1:35.553	247.1	17:50.362
411 TEAM Sussenguth PORSCHE 991 GT 4b															
1.Manuel SUSSENGUTH															
1	1	2:29.8	1:03.028	42.072	44.770	133.4	2:29.870	1	1	2:29.8	1:03.028	42.072	44.770	133.4	2:29.870
2	1	2:00.5	40.728	37.357	42.454	260.1	4:30.409	2	1	2:00.5	40.728	37.357	42.454	260.1	4:30.409
3	1	1:57.7	39.614	37.011	41.143	263.2	6:28.177	3	1	1:57.7	39.614	37.011	41.143	263.2	6:28.177
4	1	2:01.2	39.916	39.681	41.653	262.6	8:29.427	4	1	2:01.2	39.916	39.681	41.653	262.6	8:29.427
5	1	1:56.7	39.636	36.564	40.525	262.6	10:26.152	5	1	1:56.7	39.636	36.564	40.525	262.6	10:26.152
6	1	3:02.2B	40.787	37.777	1:43.708	264.5	13:28.424	6	1	3:02.2B	40.787	37.777	1:43.708	264.5	13:28.424
7	1	2:07.6	47.324	37.365	42.929	173.7	15:36.042	7	1	2:07.6	47.324	37.365	42.929	173.7	15:36.042
8	1	1:58.9	39.536	37.858	41.604	262.6	17:35.040	8	1	1:58.9	39.536	37.858	41.604	262.6	17:35.040
9	1	1:56.7	39.631	36.714	40.382	263.9	19:31.767	9	1	1:56.7	39.631	36.714	40.382	263.9	19:31.767